

# Causes feature with Thank you Messaging

1

Donor begins journey by  
Tapping Attract Loop  
screen

2

Causes with 2 options:  
1. Donation  
2. Donation and Message

3

Donor chooses option 2  
and a Keyboard screen  
appears

4

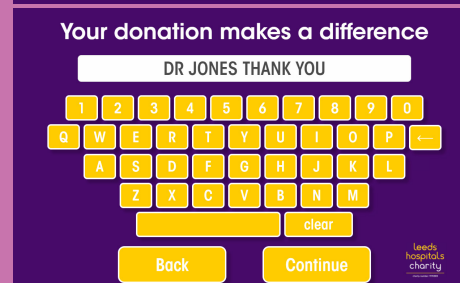
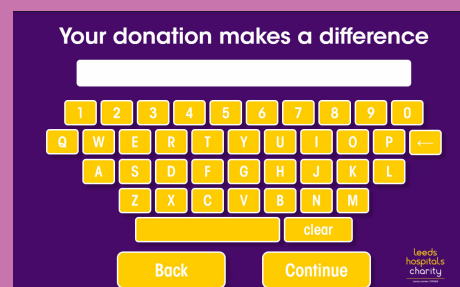
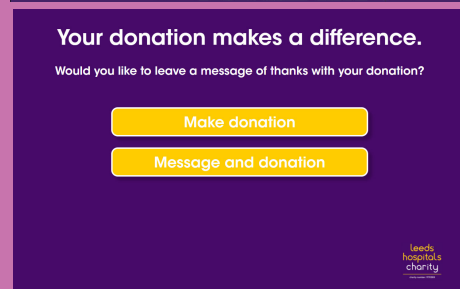
Donor inputs their  
Thank You message

5

Next, Donor chooses  
amount to give

6

Donor then Taps Card to  
complete payment



Need help?  
Contact [support@gwd.team](mailto:support@gwd.team)